

FOREXTRADE1

NEURAL NETWORK HEDGE STRATEGY

Balancing Innovation and Responsibility

www.forextrade1.co

XAUUSD LAST 3 MONTHS CHART (Dec.2024 - Feb.2025)

\$100K LIVE MT4 ACCOUNT

- » Login: 6799953
- » Server: AUSForex-Live 2 (MT4)
- » Investor Password : @Forextradr1
- » Trading start date: 12-8-2023
- » Account age: 19 Months
- » Total Profit: **\$96546**
- » ROI: **96.54%**
- » Trading Type: Moderate



Scan to check [MyFXbook](#)

ACCOUNT SUMMERY OF DECEMBER 2024

Our Neural Network Hedge Strategy maintains a balanced approach by executing both buy and sell trades in a controlled manner.

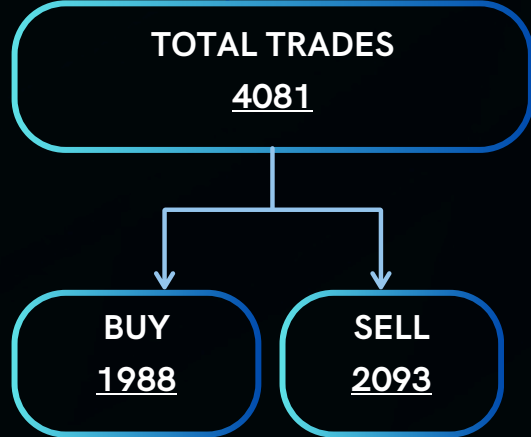


Scan for December statement

Symbol	Trades	Buys	Sells	Lots	Buy Lots	Sell Lots	Profit	Loss	Nett P/L	Nett PIPs
XAUUSD	4081	1988	2093	584.69	298.76	285.93	101304.28	-79731.34	21572.94	1478.60
	4081	1988	2093	584.69	298.76	285.93	101304.28	-79731.34	21572.94	1478.60

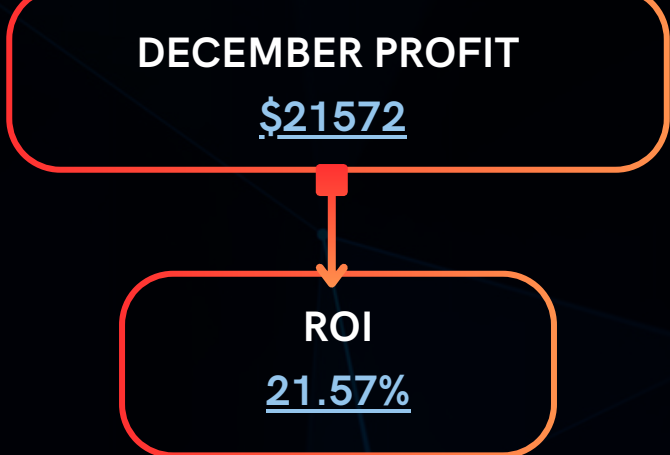
Report from 2024-12.01 until 2024.12.31

CLOSED trades



The strategy ensures that buy and sell lot sizes remain nearly equal, preventing excessive exposure.

DRAWDOWN
4890 (2.45%)



Summary:

Deposit/Withdrawal:	0.00	Credit Facility:	0.00
Closed Trade P/L:	21 572.94	Floating P/L:	35.48
Balance:	195 546.81	Equity:	195 582.29
		Margin:	120.00
		Free Margin:	195 462.29

Details:

Balance

Summary Metrics:

Gross Profit:	101 304.28	Gross Loss:	79 731.34	Total Net Profit:	21 572.94
Profit Factor:	1.27	Expected Payoff:	5.29		
Absolute Drawdown:	961.41	Maximal Drawdown:	4 890.03 (2.45%)	Relative Drawdown:	2.45% (4 890.03)
Total Trades:	4081	Short Positions (won %):	2093 (50.74%)	Long Positions (won %):	1988 (49.14%)
		Profit Trades (% of total):	2039 (49.96%)	Loss trades (% of total):	2042 (50.04%)
Largest profit trade:	3 719.94	loss trade:	-2 616.81		
Average profit trade:	49.68	loss trade:	-39.05		
Maximum consecutive wins (\$):	22 (3 943.27)	consecutive losses (\$):	22 (-4 890.03)		
Maximal consecutive profit (count):	3 943.27 (22)	consecutive loss (count):	-4 890.03 (22)		
Average consecutive wins:	2	consecutive losses:	2		

ACCOUNT SUMMERY OF JANUARY 2025



Scan for January statement

Summary:

Deposit/Withdrawal:	0.00	Credit Facility:	0.00
Closed Trade P/L:	8 306.47	Floating P/L:	122.48
Balance:	195 546.81	Equity:	195 669.29
		Margin:	120.00
		Free Margin:	195 549.29

Details:

Balance

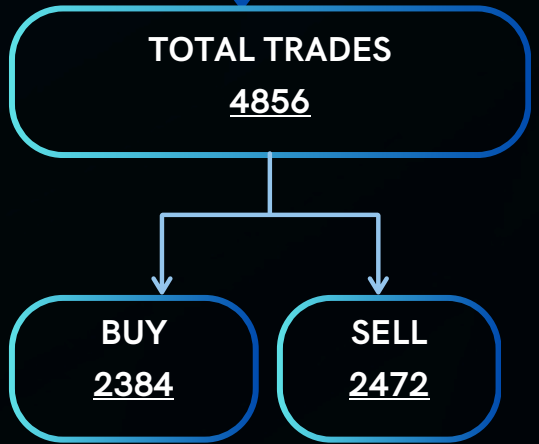
0:27 428 630 83:103:123:143:163:183:204:224:244:264:284:304:325:345:365:385:405:425:445:466:4862

Gross Profit:	128 640.51	Gross Loss:	120 334.04	Total Net Profit:	8 306.47
Profit Factor:	1.07	Expected Payoff:	1.71		
Absolute Drawdown:	5 453.07	Maximal Drawdown:	23 370.25 (11.39%)	Relative Drawdown:	11.39% (23 370.25)
Total Trades:	4856	Short Positions (won %):	2472 (45.43%)	Long Positions (won %):	2384 (50.92%)
		Profit Trades (% of total):	2337 (48.13%)	Loss trades (% of total):	2519 (51.87%)
Largest		profit trade:	11 033.00	loss trade:	-10 165.41
Average		profit trade:	55.05	loss trade:	-47.77
Maximum		consecutive wins (\$):	24 (7 587.97)	consecutive losses (\$):	26 (-10 301.13)
Maximal		consecutive profit (count):	13 633.00 (2)	consecutive loss (count):	-23 370.25 (3)
Average		consecutive wins:	2	consecutive losses:	3

Svmbol	Trades	Buvs	Sells	Lots	Buy Lots	Sell Lots	Profit	Loss	Nett P/L	Nett PIPs
XAUUSD	4856	2384	2472	898.81	317.95	580.86	128640.51	-120334.04	8306.47	-3358.10
	4856	2384	2472	898.81	317.95	580.86	128640.51	-120334.04	8306.47	-3358.10

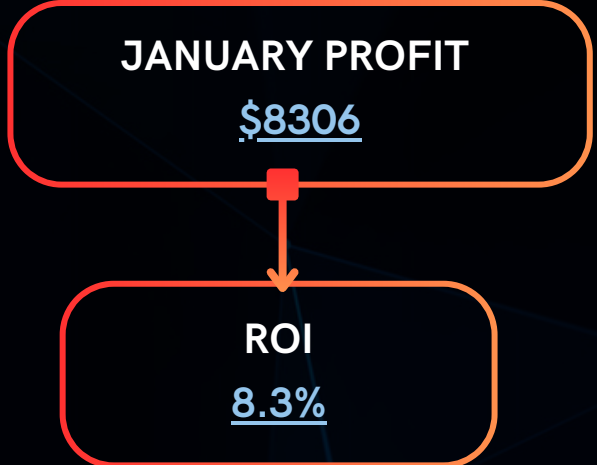
Report from 2025.01.01 until 2025.01.30

CLOSED trades



Drawdown only stretches when there is a significant imbalance between buy and sell lot sizes.

DRAWDOWN
23370 (11.39%)



ACCOUNT SUMMERY OF FEBRUARY 2025

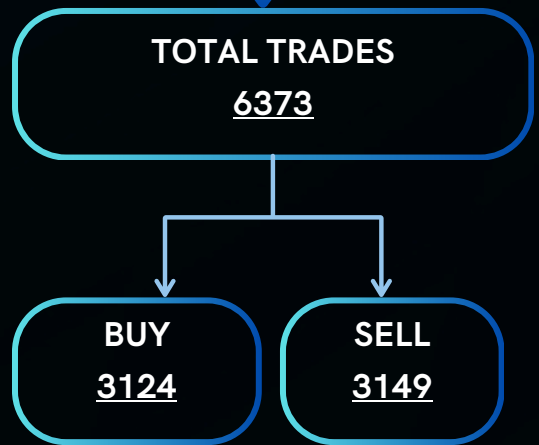
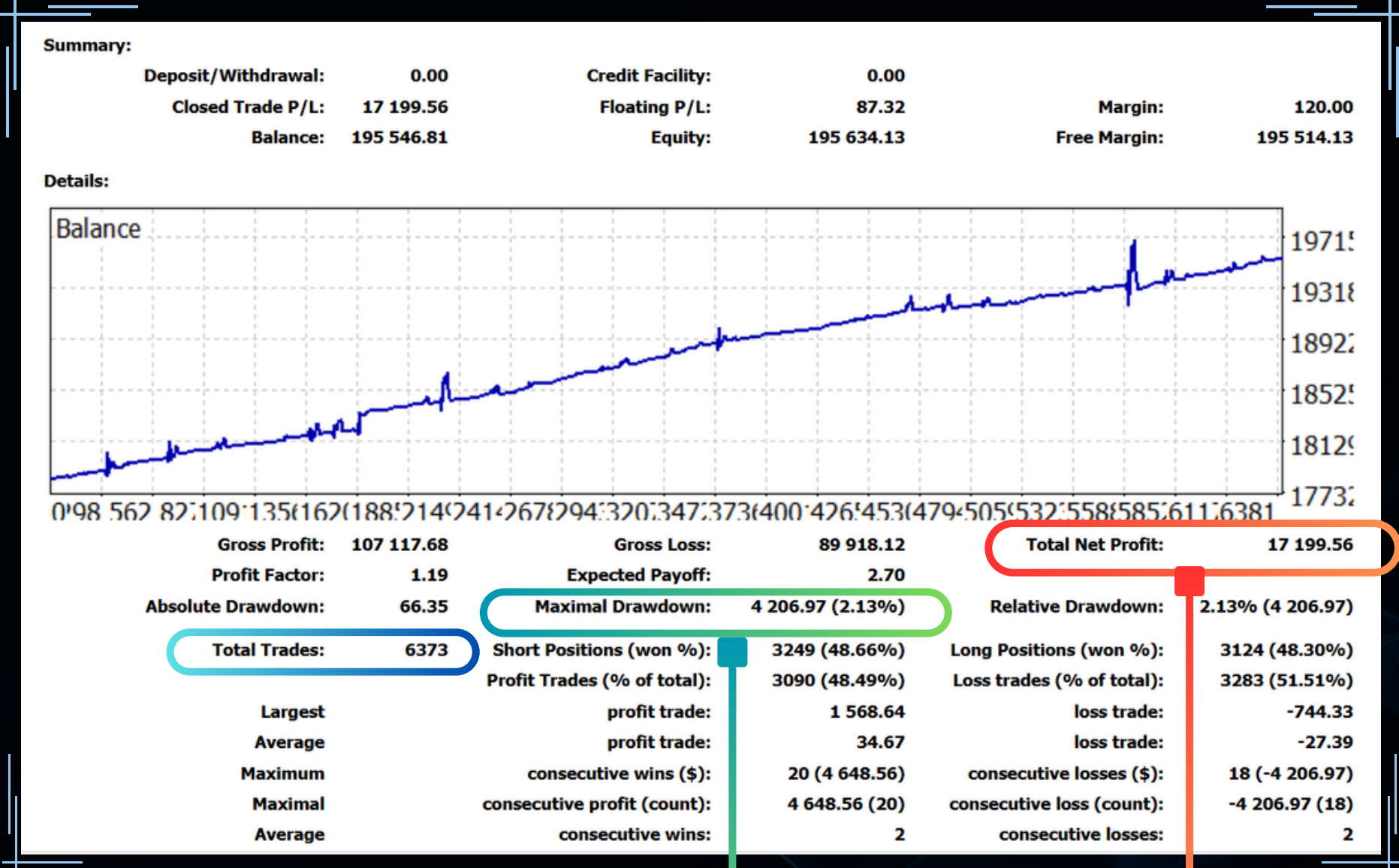


Scan for February statement

Symbol	Trades	Buvs	Sells	Lots	Buy Lots	Sell Lots	Profit	Loss	Nett P/L	Nett PIPs
XAUUSD	6373	3124	3249	716.07	356.56	359.51	107117.68	-89918.12	17199.56	-6091.10
	6373	3124	3249	716.07	356.56	359.51	107117.68	-89918.12	17199.56	-6091.10

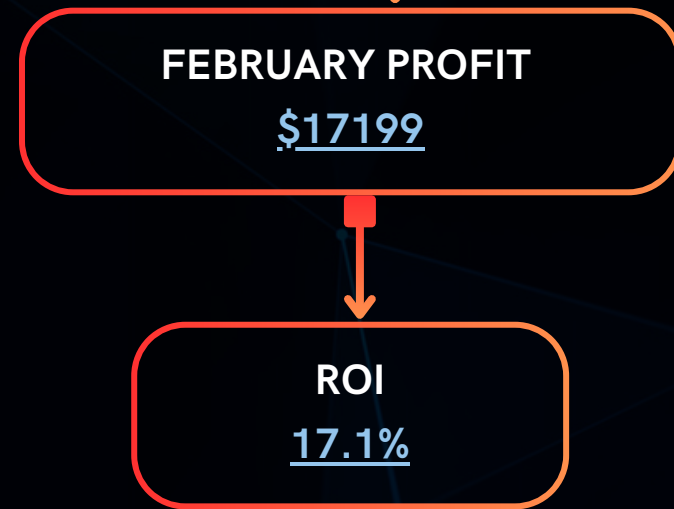
Report from 2025.02.01 until 2025.02.27

CLOSED trades



Minimal difference in buy and sell positions keeps drawdown stable and well-managed.

DRAWDOWN
4207 (2.13%)



FOREXTRADE1



CONTACT US

<https://t.me/forextrade1>



info@forextrade1.com



www.forextrade1.co

